

1. Enter words into the search box:

Ingrese las palabras en la cacilla de búsqueda:

Antre mo-a nan bwat rechèch la :

eucharist

Type what you want to search for in the box above, then click once on a button to search the collection

Keyword Sounds Like Subject Title Author Series Editor Illustrator

New Items Recommended Reading

OUT

Chosen: Your Journey Toward Confirmation Leader's Guide

OUT

Chosen: Your Journey Toward Confirmation Student Workbook

OUT

Chosen: Your Journey Toward Confirmation Sponsor's Guide

OUT

Chosen: Your Journey Toward Confirmation Parent's Guide

OUT

Chosen: Your Journey Toward confirmation

IN

Biblia como Brújula de Apoyo para Adolescentes y Jóvenes

Benedicidos

No Book Cover Available

[View more](#)



2. Tap the Enter key OR chose one of the search buttons: Keyword, Sounds Like, Subject, Title, Author, Series, Editor/Illustrator. **HINT:** The simplest way to search is by choosing Keyword.

Oprima la tecla 'enter' o seleccione uno de los botones de búsqueda: palabra clave (keyword), suena cómo, tema, título, autor, serie, editor/ilustrador. **NOTA:** la manera más simple de hacer una búsqueda es seleccionando la palabra clave (keyword).

Tape kle "Enter" ou byen chwazi youn nan bouton rechèch yo: "Keyword, Sounds Like, Subject, Title, Author, Series, Editor/Illustrator". **SIJESYON:** Fason pi senp nan rechèch la se chwazi "Keyword".

3. In the results list (the next page that will display) look through to see which title(s) you'd like to request. There may be multiple pages to scroll through.

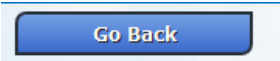
En la lista de resultados (la siguiente página que aparecerá) busque el titulo o títulos que haya solicitado. Puede que hayan varias páginas en las que buscar.

Nan lis rezilta-a (paj ki pral parèt la) gade pou-w wè ki tit ou ta renmen mande. Kapab genyen plizyè paj pou ou gade.

The screenshot shows a library search results page. At the top, there is a search bar with a magnifying glass icon and the text "New Search". Below the search bar, the page is titled "Keyword Search". On the right side, it says "Showing 1 - 15 of 180 Results for 'eucharist'" and "Click on the Item Title for more details". There are also options for "Sort By: Title" and "Jump to Page # [input] Go". Below this, there are three buttons: "Add to Bookbag", "Display Bookbag", and "Empty Bookbag". The main content area displays a list of search results, each with a checkbox, a circular icon containing "IN", and the title of the item. The results include:

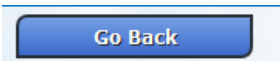
- [Amanda Goes To Mass](#), Twenty-Third Publications 1992, V-0676 Location: Media Resource Center
- [Angel's First Communion Lesson](#), Twenty-Third Publications 1999, V-02187 Location: Media Resource Center
- [Angel's First Communion Lesson, The](#), Twenty-Third Publications 1999, DVD-0450F Location: Media Resource Center
- [Angel's Mass Lesson, The](#), Twenty-Third Publications 1996, V-01046 Location: Media Resource Center
- [Angel's Mass Lesson, The](#), Twenty-Third Publications 1996, DVD-0450E Location: Media Resource Center
- [Assembled in Christ: Community Celebrations Led by Lay Leaders](#), Miscellaneous 2005, CD-071 Location: Media Resource Center
- [Babette's Feast](#), Vision Video 1989, DVD-0315 Location: Media Resource Center
- [Babette's Feast](#), Miscellaneous 1988, V-01088 Location: Media Resource Center

4. When you see a title that interests you, click on the title to read a description and decide if it's something you'd like to check out.



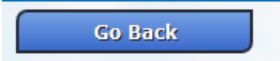
Click at the top of the screen to return to the list of titles.

Quando vea el título que le interesa, oprima en el título para leer la descripción y decidir si es algo que le gustaría reservar. Oprima



en la parte de arriba de la pantalla para regresar a la lista de títulos.

Lè ou wè yon tit ki enterese ou, klike sou tit la pou-w li deskripsyon an epi decide si se yon bagay ou ta renmen prete . Klike



an wo nan ekran pou ou retounen nan lis tit yo.

The screenshot shows a library item page with the following details:

- Title:** [Eucharist, It's All about Christ!](#)
- Local Call Num.:** DVD-0527
- Status:** This item is currently IN the library.
- Level:** Adult
- Duration:** 69 minutes
- Publishing Info:** Twenty-Third Publications 2009
- Loan Type/Days:** REG-Regular / This item may circulate for 21 Days
- Department:** MIS-Miscellaneous
- Media:** DVD
- Subjects:** EUCHARIST, INITIATION, FAITH, CHURCH
- Description:** Now on one DVD, Dan Connors presents the three key aspects of Eucharist in a parish. In "This Sacred Place" (25 min.) A young woman and an elderly musician, who is filled with the wisdom of faith, meet after the funeral for the young woman's uncle resulting in a touching encounter that speaks of the great symphony of faith found in the parish church. Beautifully written and portrayed, down-to-earth and uplifting. In "This Sacred Meal" (21 min.) Ellen Marshall, a catechumen in her parish's RCIA process, stays late after a session to chat with a member of the RCIA team. Their conversation revolves around the meaning of Eucharist and what Eucharist challenges them to do in their lives. As their conversation unfolds, viewers have an opportunity to think about their own relationship to the Eucharist, and to ask themselves, "Am I really living my faith?" In "This Sacred People" (23 min.) Viewers will be inspired to explore and discuss what it means to be baptized, to be part of our community of faith, and to live the Eucharist we share. It centers around a conversation between two women; Ellen a young woman who recently entered the church through the RCIA but is now feeling disillusioned with her new faith, and Dorothy, a lifelong Catholic and retired DRE who is grieving the death of her husband. With a mixture of humor and tears, their hope-filled conversation gives them powerful insights into what it means to join our lives to the dying and rising of Jesus. All three programs good for adult religious education, RCIA, and formation for parish ministers.

External Link to this page: http://doo.hosting.14u.com/4DACTION/Web_SN_DisplayItem/08881

5. When you've decided on your title(s) exit the screen and to back to the main Bishop Grady Memorial Library web page and use the **BGML Request Form** to request your selections.

Quando haya decidido el título salga de la pantalla y regrese a la página principal de "Bishop Grady Memorial Library" y utilice el formulario para solicitar material de la biblioteca **BGML Request Form** para solicitar sus selecciones.

Lè ou deside sou tit (yo) sòti nan ekran an epi retounen nan premye paj web Bishop Grady Memorial Library epi sèvi ak **BGML Material Request Form** pou ou mande seleksyon ou.

For assistance, Para solicitar ayuda, Pou asistans:

Renaë Bennett
Archivist, Diocese of Orlando
50 E. Robinson St., Orlando, FL 32801
407-246-4920
bgml@orlandodiocese.org